





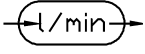





1.
Technical Specifications / Technische Daten / Tekniset tiedot / Especificaciones Técnicas /
Τεχνικά χαρακτηριστικά / Tehnični podatki / Tekniska Specifikationer / Dati tecnici / Spécificatons
techniques / Technische gegevens / Especificações Técnicas / Технические характеристики

Model	Chisel Insert	Stroke	Blows	Weight	Inner Hose Diameter	Max. Pressure	Air Consumption average – continuous		Air Inlet	Noise LpA	Vibration
											
	[mm] (diameter)	[mm]	[min ⁻¹]	[kg]	[mm]	[bar]	[l/min]		[Zoll]	[dB(A)]	[m/s ²]
5000	Ø 10.2 (Ø 0.401)	60	3000	1.50	8	6.3	270	400	1/4" IG	92.3	8.9
5030	3.2	0.05	10000	0.20	8	4.1	4	5	1/4" AG	90.0	3.0
5060	0.98x0.12 / 25x3	17	2500	0.75	8	6.3	100	150	1/4" IG	76.0	6.8
5100	11.0 ¹ (0.433)	60	3000	1.50	8	6.3	270	400	1/4" IG	94.6	8.5
5170	11.0 ¹ (0.433)	68	3000	1.70	8	6.3	240	360	1/4" IG	92.0	4.5
5175	11.0 ¹ (0.433)	94	2100	2.05	8	6.3	260	380	1/4" IG	93.0	4.5
5180	11.0 ¹ (0.433)	81	2500	2.40	8	6.3	250	362	1/4" IG	100.5	4.1
5260	12.7 ¹ (0.498)	94	1800	2.10	8	6.3	340	500	1/4" IG	96.3	6.2
5305	12.0 ¹ (0.472)	50	3000	2.55	8	6.3	260	380	1/4" IG	98.8	5.5
5400	14.7 ¹ (0.579)	76	1700	7.50	13	6.3	480	720	3/8" IG	97.5	7.9
5500	Ø 21	33	8000	2.40	8	6.3	120	190	3/8" IG	107.8	10.0
5550	14.7 ¹ (0.579)	40	2200	5.75	8	6.3	100	160	1/4" IG	90.0	3.0
5551	14.7 ¹ (0.579)	40	2200	4.05 5.80	8	6.3	100	160	1/4" IG	90.0	3.0

¹ hexagon chisel insert Ø round chisel insert

IG = Innengewinde / female thread

AG = Außengewinde / external screw-thread

US

GB

Sound level according to DIN 45635-20. Vibrations according to ISO 8662.

DE

Geräuschmessung nach DIN 45635-20 und Vibrationsmessung nach ISO 8662

FI

Melutaso DIN 45635-20 mukaan. Tärinätaso ISO 8662 mukaan.

ES

Nivel sonoro según DIN 45635-20. Vibraciones según ISO 8662.

GR

Εφαρμογή standard ελληνικών DIN 45635-20 για μέτρηση θορύβου και ISO 8662 για μέτρηση κραδασμών

SI

Merjenje zvoka je v skladu z DIN 45635-20, merjenje vibracij pa v skladu z ISO 8662.

SE

Ljudnivå enligt DIN 45635-20. Vibrationer enligt ISO 8662.

IT

Misurazione livello sonoro secondo DIN 45635-20 e vibrazioni secondo ISO 8662

FR

Mesures du niveau sonore d'après DIN 45635-20 et mesures des vibrations d'après ISO 8662

NL

Geluidsmeting volgens DIN 45635-20 en vibratiemeting volgens ISO 8662.

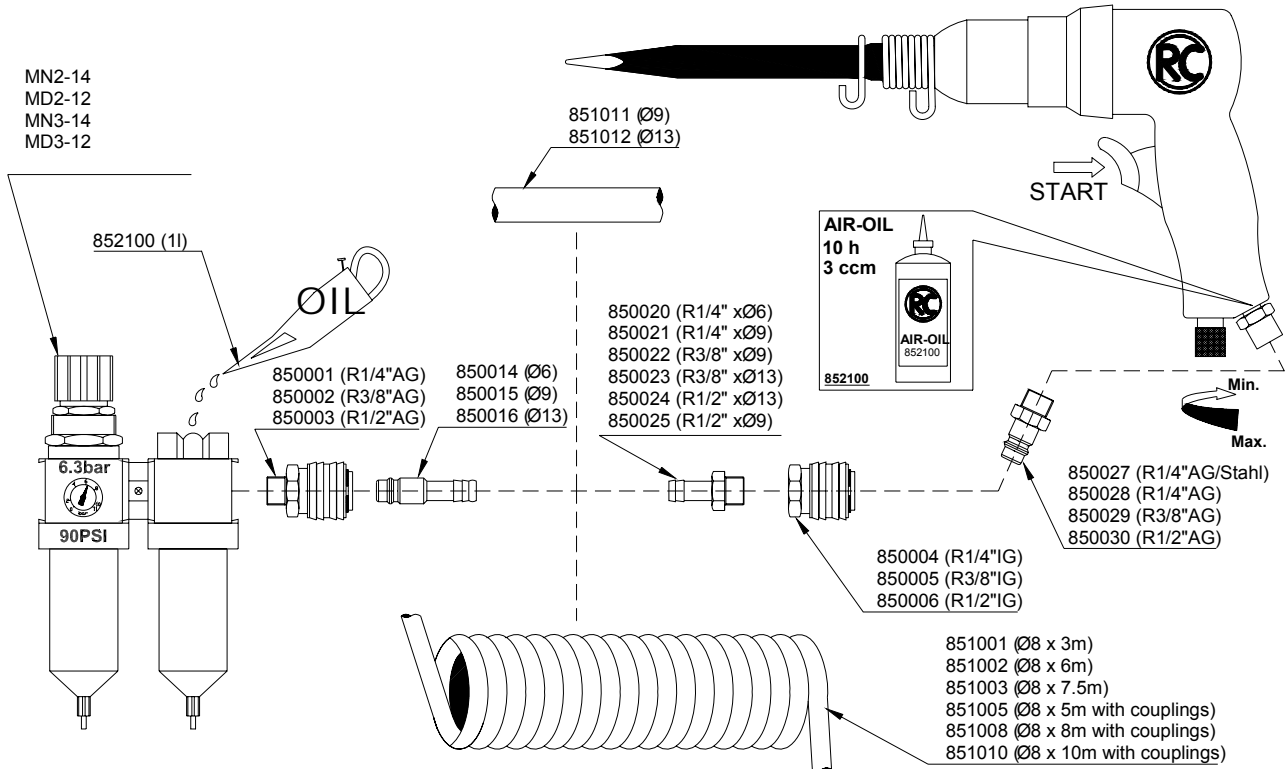
PT

Nível sonóro de acordo com a norma DIN 45635-20 e vibrações de acordo com a norma ISO 8662.

RU

Измерение шума по стандарту DIN 45635-20, измерение вибрации по стандарту ISO 8662

2.
**Application-Function-Maintenance / Anwendung-Funktion-Wartung / Käyttö-toiminta-huolto / Uso /
 Εφαρμογή-Λειτουργία-Συντήρηση / Упорaba – Funkcija - Vzdrževanje / Användning-Funktion-
 Underhåll / Applicazioni – Funzionamento - Manutenzione / Utilisation-Fonction-Maintenance /
 Handleiding-Functie-Gebruik / Aplicação – Funcionamento - Manutenção / Применение-
 функционирование-Регулировка количества оборотов**



Airhammer - Rodcraft 5000/5100

* protective-couplings upon request / Sicherheits-Kupplungen auf Anfrage erhältlich / Suojaliittimet pyynnöstä / Acoplamientos de Seguridad a petición / Προστατευτικά-Ταχυσυνδεσμοί προστασίας κατοπιν ζητήσεως / zaščitne spojke po posebnem naročilu / säkerhetskoppling erhålls vid begäran / raccordi di sicurezza a richiesta / Raccords de sécurité disponibles sur demande / Veiligheidskoppelingen op aanvraag / Corpo de protecção por pedido / Безопасные разъемы поставляются по запросу